



TRANSWESTERN

REAL ESTATE SERVICES

ECONOMY MARKETWATCH

AUSTIN | Q4 2024



Austin Employment By Industry

INDUSTRY (NON FARM)	DEC 2024	DEC 2023	% GROWTH
Mining, Logging & Construction	91,100	86,000	5.9%
Manufacturing	73,300	73,700	-0.5%
Trade, Transportation & Utilities	220,400	218,500	0.9%
Information	50,700	52,300	-3.1%
Financial Services	86,200	83,600	3.1%
Professional & Business Services	286,200	286,700	-0.2%
Education & Health Services	164,300	159,000	3.3%
Leisure & Hospitality	150,700	147,100	2.4%
Other Services	53,800	52,600	2.3%
Government	202,700	197,200	2.8%
TOTAL	1,379,400	1,356,700	1.7%

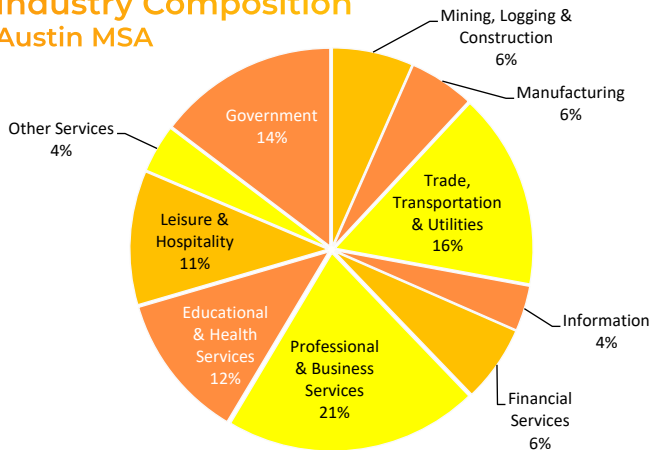
SOURCE: Texas Workforce Commission

Unemployment Rate

	AUSTIN MSA	TEXAS	U.S.
Year-End 2017	2.7%	3.7%	3.9%
Year-End 2018	2.7%	3.6%	3.7%
Year-End 2019	2.4%	3.3%	3.4%
Year-End 2020	5.1%	7.1%	6.5%
Year-End 2021	2.9%	4.3%	3.7%
Year-End 2022	2.7%	3.6%	3.3%
Year-End 2023	3.0%	3.5%	3.5%
December 2024	3.1%	3.7%	3.8%

SOURCE: Texas Workforce Commission

Industry Composition Austin MSA



Population

YEAR-END	AUSTIN MSA	TEXAS	U.S.
2017	2,115,999	28,291,024	326,838,191
2018	2,166,805	28,624,564	328,329,953
2019	2,228,106	28,986,794	329,484,123
2020	2,299,994	29,360,759	331,449,281
2021	2,358,130	29,527,541	334,233,854
2022	2,421,115	30,503,301	339,996,563
2023	2,499,236	31,172,832	341,074,669

SOURCE: Texas A&M Real Estate Center

Average Home Prices :: December 2024

	AUSTIN MSA	TEXAS	U.S.
Average Price	\$568,258	\$428,969	\$484,800
Median Price	\$444,002	\$340,000	\$391,300
Mo. of Inventory	3.4	4.2	3.3

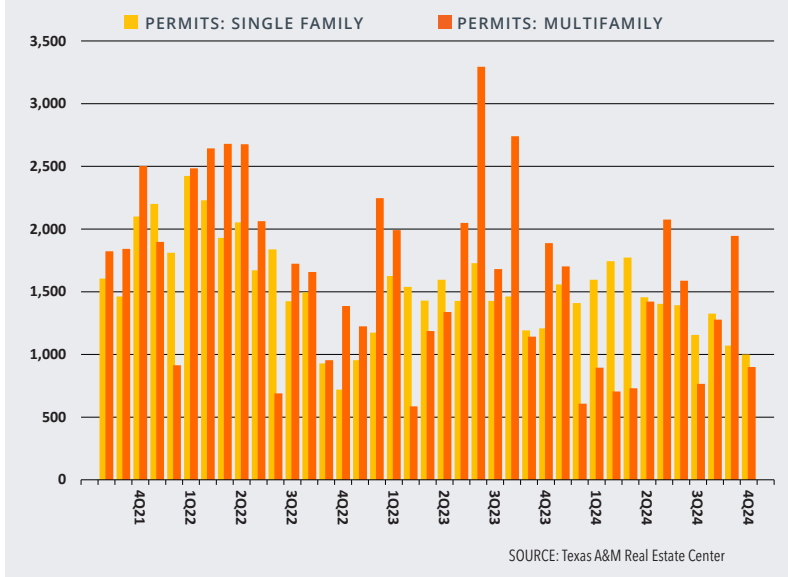
SOURCE: Texas A&M Real Estate Center, US Census Bureau

U.S. Key Indicators

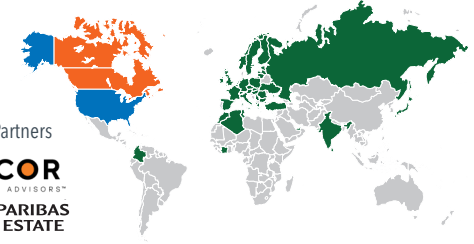
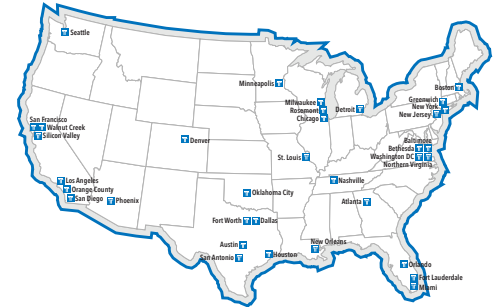
This information is current as of the publication date of this report. If you need up-to-the-minute, real-time numbers for any or all of these key indicators, visit the WSJ Market Data Center by clicking this link: <http://wsj.com/market-data>

	52 Wk High	52 Wk Low		52 Wk High	52 Wk Low
DJIA	43325.09	32537.54	30 Yr Fixed	8.23	6.69
NASDAQ	18690.01	12691.56	15 Yr Fixed	7.42	6.02
S&P 500	5878.46	4132.94	5 Yr ARM	7.13	5.88
			Jumbo	8.23	6.78
Prime Rate	8.50	8.00			
Money Mkt	0.64	0.41			

MONTHLY BUILDING PERMITS ISSUED :: AUSTIN MSA



Transwestern Locations



Alliance Partners



Austin Team Members

Brandon Lester, Regional Leader
Ty Puckett, Regional Partner
Hale Umstatt, Exec Managing Director
Bryan McMurrey, Managing Director
Will Stewart, Senior Vice President
Hunter Jones, Senior Vice President
Connor Atchley, Senior Vice President
Stayton Wright, Vice President
Nash Frisbie, Vice President
Max Appling, Vice President
Seth Gilford, Senior Associate
Marshall Thurmond, Senior Associate
Rye Hinkle, Senior Associate
Bailey Sousa, Associate
Rachel Becker, Associate
Rob Ellwood, Associate
Mahan Massoudi, Business Analyst

Business Development
 Development & Capital Markets
 Capital Markets & Corp. Services
 Capital Markets - Multifamily
 Agency Leasing & Tenant Advisory
 Agency Leasing & Tenant Advisory
 Agency Leasing
 Tenant Advisory
 Agency Leasing & Tenant Advisory
 Agency Leasing & Tenant Advisory
 Capital Markets
 Agency Leasing & Tenant Advisory
 Capital Markets - Multifamily
 Agency Leasing & Capital Markets
 Agency Leasing & Tenant Advisory
 Agency Leasing & Capital Markets
 Capital Markets

(512) 314.3576
 (512) 314.3572
 (512) 314.3551
 (512) 314.3971
 (512) 314.3574
 (512) 314.3571
 (512) 314.3557
 (512) 314.5205
 (512) 314.3961
 (512) 314.3967
 (512) 314.3975
 (512) 314.5211
 (512) 314.5215
 (512) 314.3563
 (512) 314.3579
 (512) 314.3974
 (512) 314.3568

brandon.lester@transwestern.com
 ty.puckett@transwestern.com
 hale.umstatt@transwestern.com
 bryan.mcmurrey@transwestern.com
 will.stewart@transwestern.com
 hunter.jones@transwestern.com
 connor.atchley@transwestern.com
 stayton.wright@transwestern.com
 nash.frisbie@transwestern.com
 max.appling@transwestern.com
 seth.gilford@transwestern.com
 marshall.thurmond@transwestern.com
 rye.hinkle@transwestern.com
 bailey.sousa@transwestern.com
 rachel.becker@transwestern.com
 rob.ellwood@transwestern.com
 mahan.massoudi@transwestern.com

CONTACT

Karen Judson
 Senior Vice President | Marketing & Research
 (512) 328.5600
 karen.judson@transwestern.com

METHODOLOGY

The information in this report is the result of a compilation of publicly available data from a variety of private, commercial and government sources.

Transwestern is a privately held commercial real estate firm of collaborative entrepreneurs who deliver a higher level of personalized service – the Transwestern Experience. Specializing in Agency Leasing, Asset Services, Occupier Solutions, Capital Markets and Research, our fully integrated global enterprise adds value for investors, owners and occupiers of all commercial property types. We leverage market insights and operational expertise from members of the Transwestern family of companies specializing in development, real estate investment management and research. Transwestern has 35 U.S. offices and assists clients from more than 221 offices in 37 countries through strategic alliances with France-based BNP Paribas Real Estate and Canada-based Encore. Experience Extraordinary at transwestern.com and @Transwestern.



Copyright ©2025 Transwestern. All rights reserved. No part of this work may be reproduced or distributed to third parties without written permission of the copyright owner. The information contained in this report was gathered by Transwestern from various primary and secondary sources believed to be reliable. Transwestern, however, makes no representation concerning the accuracy or completeness of such information and expressly disclaims any responsibility for any inaccuracy contained herein.