

DISTRICT OF COLUMBIA INDUSTRIAL MARKET

Q4 2024



TRENDLINES

	Q4 2024	Q4 2023	ONE-YEAR TREND	FIVE-YEAR AVERAGE	12-MONTH FORECAST
UNEMPLOYMENT RATE	5.3	4.9	↑	5.9	↓
NET ABSORPTION (THOUSANDS SF)	(4.0)	(15.0)	↑	0.5	↔
DIRECT VACANCY RATE	5.2%	3.6%	↑	4.5%	↓
DIRECT VACANT SF (MSF)	0.4	0.3	↑	0.3	↓
UNDER CONSTRUCTION (MSF)	0.0	0.0	↔	0.0	↔
ASKING RENT, NNN (PSF)	\$18.63	\$17.71	↑	\$15.67	↑

Source: Bureau of Labor Statistics, CoStar, Real Capital Analytics, Transwestern

INDUSTRIAL MARKET EXPERIENCES LOW ACTIVITY IN Q4

The District of Columbia industrial market was relatively inactive during the fourth quarter of 2024. Net absorption totaled negative 4,000 SF while the direct vacancy rate increased 10-basis points to 5.2%. Asking rents increased 80-basis points on average during the past three months, ending the quarter at \$18.63 PSF, which is a 5.2% increase year-over-year.

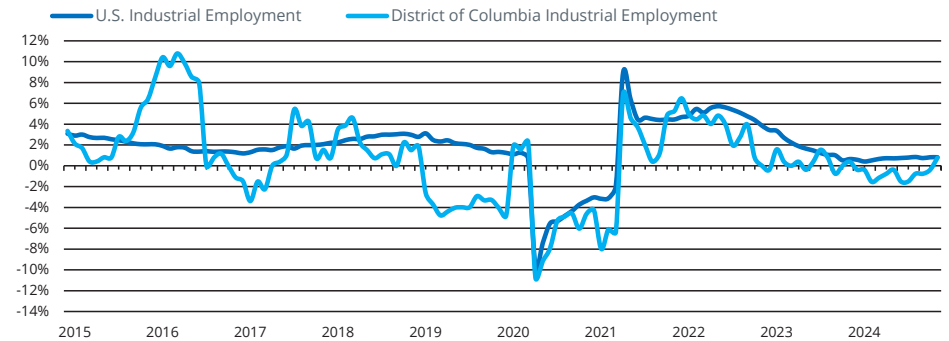
Industrial fundamentals remain strong, but demand will likely oscillate over the next several quarters, as the market normalizes. The Fed cut rates by another quarter point in December 2024 to keep the cooling economy stable. Two additional cuts are expected in 2025. This could pave a positive path for the industrial market. The vacancy rate should remain low enough during 2025 to push rents up, albeit at a decelerating pace.

ECONOMY

Industrial Job Growth Continues to Struggle in Q4 2024

- 13,700 jobs were added to the District of Columbia economy during the 12-months ending November 2024, which is above the pre-pandemic 5-year average of 9,800 jobs-added. Most of this activity is due to increasing job growth for the professional/business services sector who added 5,300 jobs.
- Industrial-using jobs gained 200 positions during the 12 months ending November 2024, below the pre-pandemic 5-year average of a 300 gain. Most of the gain occurred within the construction/mining sector which added a total of 300 net jobs.
- The unemployment rate for the District of Columbia is currently at 5.0% as of November 2024 and averaged 5.3% for the past three months. The rate is up from 4.6% one year ago and is down notably from the peak of 10.4% in April 2020.
- We expect industrial job growth in the District of Columbia to be minimal over the next several years. Most of the limited growth will occur within construction and consumer services.

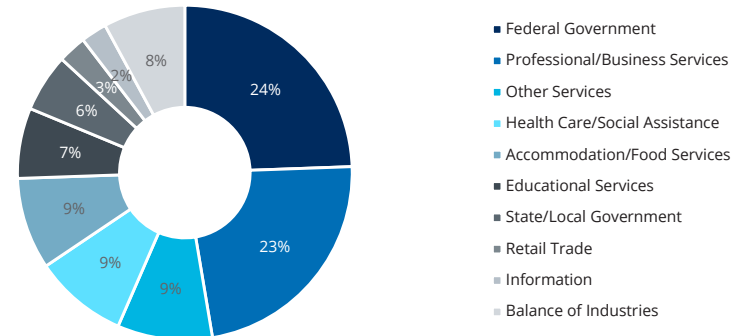
Y-O-Y CHANGE IN INDUSTRIAL JOBS



Source: Bureau of Labor Statistics, Transwestern

SHARE OF EMPLOYEES BY INDUSTRY

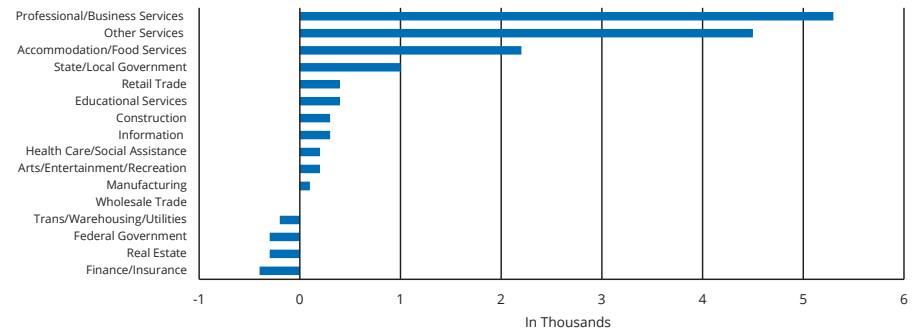
District of Columbia | November 2024



Source: Bureau of Labor Statistics, Transwestern

Y-O-Y CHANGE IN JOBS BY INDUSTRY

District of Columbia



Source: Bureau of Labor Statistics, Transwestern

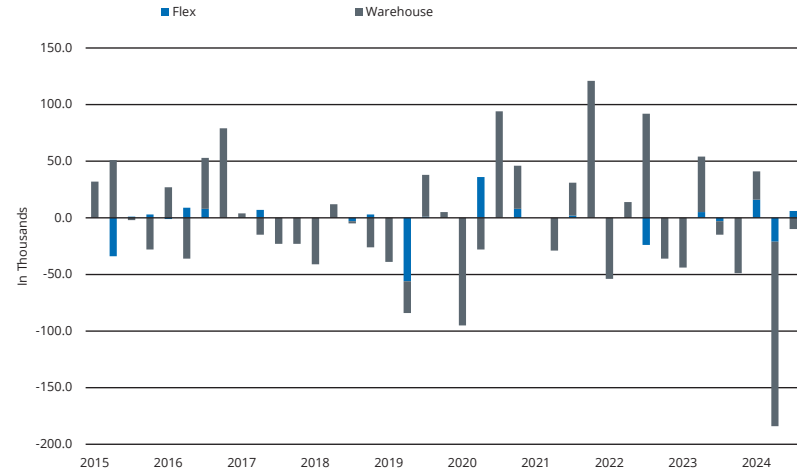


NET ABSORPTION AND VACANCY

Vacancy Rate Remains Flat with Limited Activity

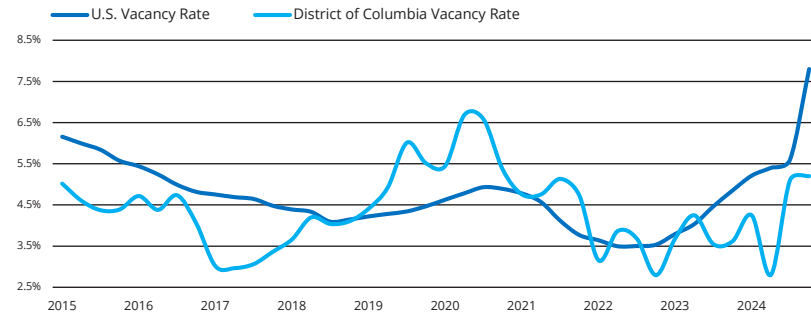
- Net absorption totaled negative 4,000 SF during the quarter, with year-over-year totaling negative 195,000 SF.
- The low net absorption is caused by lack of activity in the market during the quarter.
- The direct vacancy rate increased to 5.2% this quarter, up from 5.1% the quarter prior, and is up from 3.6% one year ago.
- With the limited amount of available inventory, coupled with future industrial demolitions, we expect the vacancy rate to remain relatively steady with restricted net absorption.

NET ABSORPTION BY PRODUCT TYPE



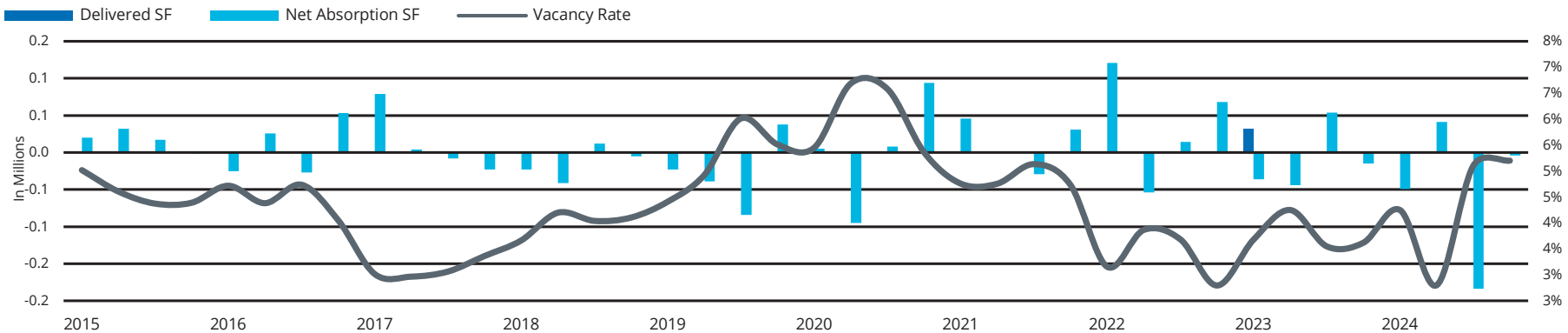
Source: CoStar, Transwestern

DIRECT VACANCY RATE



Source: CoStar, Transwestern

DELIVERY IMPACT ON KEY INDICATORS



Source: CoStar, Transwestern

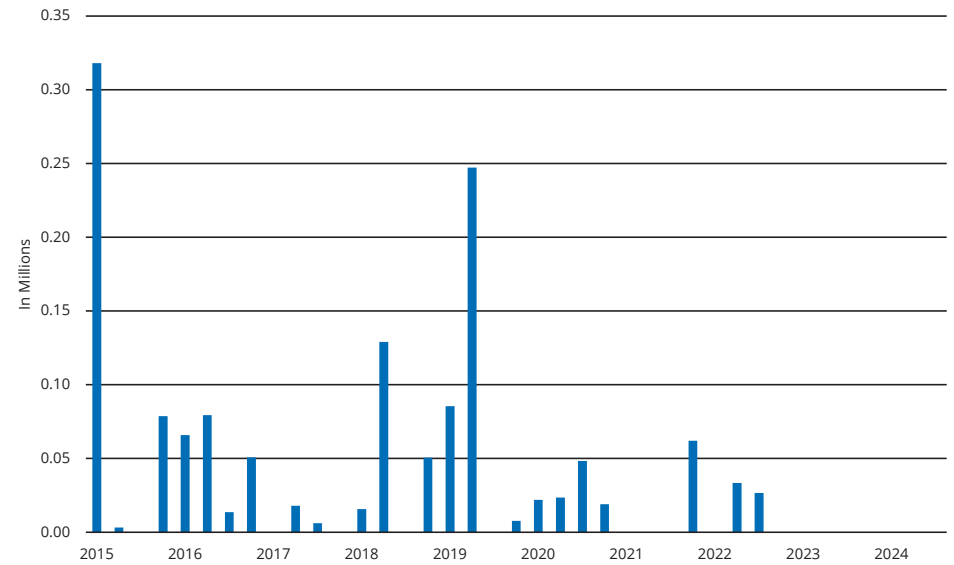


UNDER CONSTRUCTION AND RENTAL RATES

Rental Rates Continue to Grow Given Tight Market

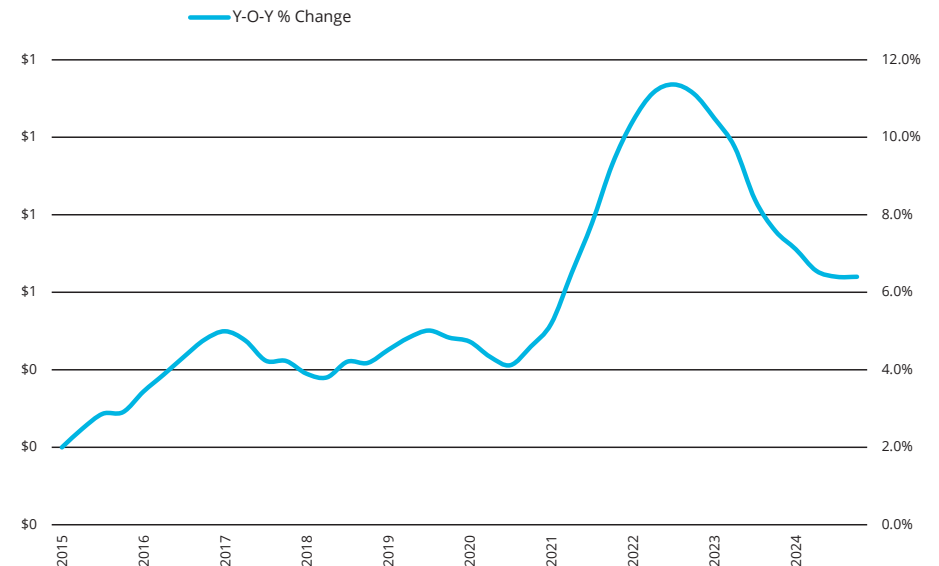
- There are currently no industrial properties under construction in the District of Columbia. We expect the pipeline to remain empty for the short run.
- We expect demolitions of obsolete industrial product to persist and overall industrial inventory to decrease over time. Over the past 10 years, a total of 1.7 million SF has been demolished and therefore removed from the inventory. In most cases, multifamily has been built in its place.
- Asking rents increased 80-basis points during the fourth quarter of 2024, landing at \$18.63 PSF. Over the past year asking rents rose 5.2%, which is healthy, and above the five-year annual average of 4.1%.
- Rent growth remains strong, despite restricted market activity, as the vacancy rate remains low enough to support rent increases. As the inventory tightens due in part to demolitions, we expect rents to maintain a healthy level during 2025.

DEMOLISHED



Source: CoStar, Transwestern

ASKING RENT



Source: CoStar, Transwestern



MARKET INDICATORS

All Product Types | Q4 2024

PRODUCT TYPE	INVENTORY SF	DIRECT VACANT SF	DIRECT VACANCY RATE	OVERALL VACANCY RATE	UNDER CONSTRUCTION SF	NET ABSORPTION SF	Y-O-Y NET ABSORPTION SF	ASKING RENT PSF, NNN
FLEX	1,203,363	43,000	3.6%	3.6%	0	6,000	1,000	\$21.44
INDUSTRIAL	6,550,494	360,054	5.5%	6.3%	0	(10,000)	(196,000)	\$17.52
TOTAL	7,753,857	403,054	5.2%	5.9%	0	(4,000)	(195,000)	\$18.63

Source: CoStar, Transwestern



RESEARCH METHODOLOGY

The information in this report is the result of a compilation of information on flex and industrial properties located in the District of Columbia. This report includes single tenant, multi-tenant and owner-user properties 15,000 SF and larger, excluding data centers, biotech, and properties owned by a government agency.

ABOUT TRANSWESTERN

Four dynamic, integrated companies make up the Transwestern enterprise, giving us the perspective to think broadly, deeply and creatively about commercial real estate. Clients and investors rely on us for expertise that spans institutional and opportunistic investment, development, hospitality, and brokerage and asset services. Our award-winning, collaborative culture empowers team members with resources and independence to work across boundaries in pursuit of innovative solutions, reinforcing a reputation for service excellence that translates to measurable results. Through offices nationwide and alliance partners around the globe, we positively impact the built environment and our communities while fostering a work climate that champions career vitality for all. Learn more at transwestern.com and [@Transwestern](https://twitter.com/Transwestern).

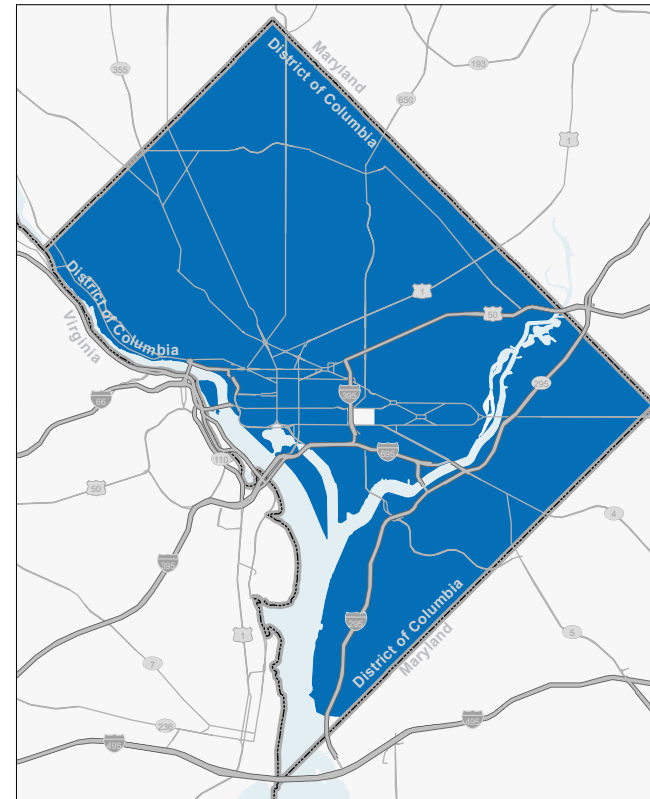
FOR MORE INFORMATION

Elizabeth Norton


Senior Managing Research Director
Research Services
Elizabeth.Norton@transwestern.com
202-775-7026

Michael McGraw

Research Analyst | Research Services
Michael.McGraw@transwestern.com
202-617-2339



District of Columbia Industrial Submarkets

 District of Columbia